

# ISDN User Guide

## Contents

**1** How to register under your ISDN

**2** Understanding the SSNAP reporting timeline  
Who can see what results and when?

**3** Which results can ISDN users access?  
How to download clinical audit results

**4** How to download ISDN portfolios

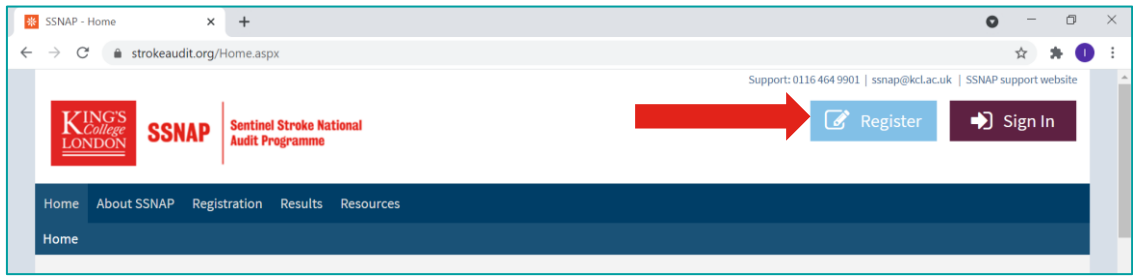
**5** Understanding ISDN portfolios

**6** Useful SSNAP resources

# How to register under your ISDN

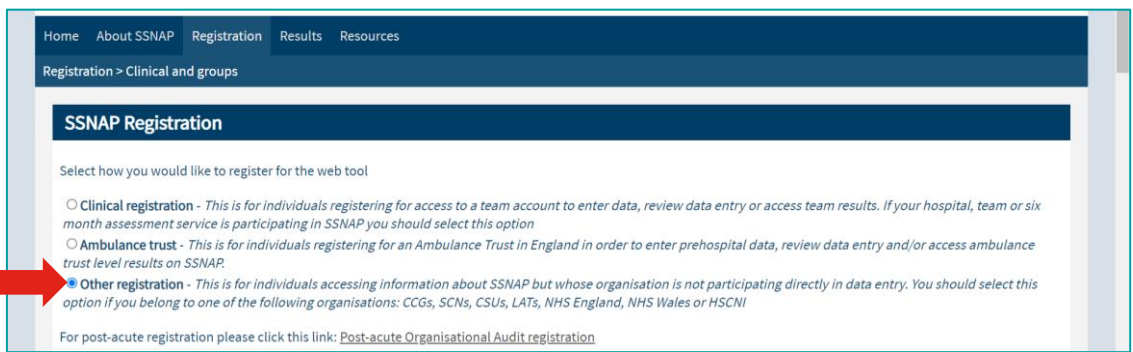
1

- Go to [www.strokeaudit.org](http://www.strokeaudit.org)
- Click 'Register'



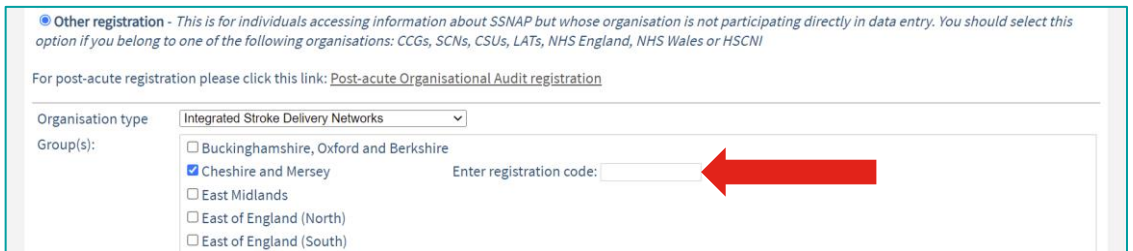
2

- Select 'Other registration'



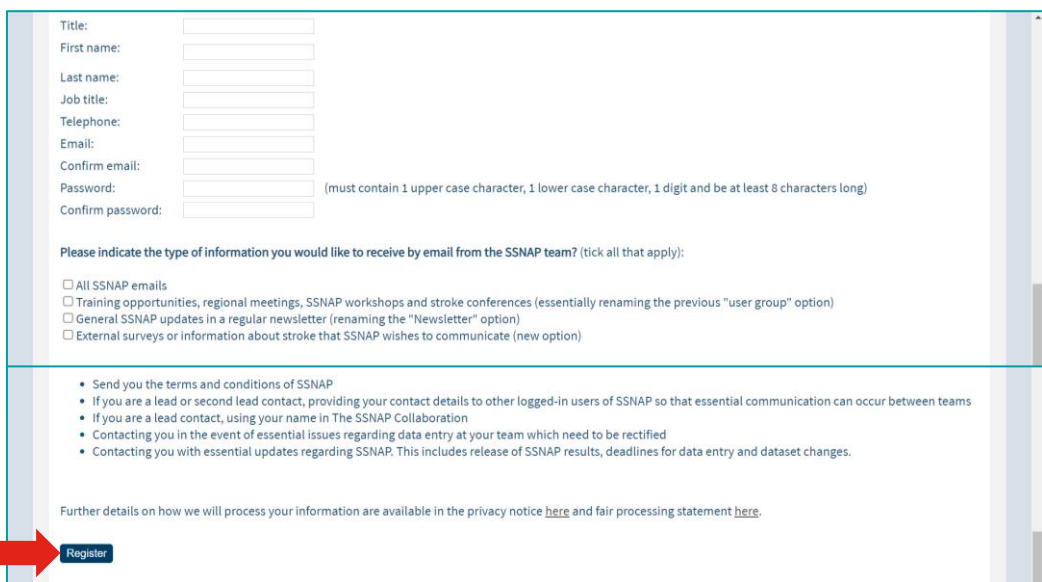
3

- For 'Organisation type', select 'Integrated Stroke Delivery Networks' from the dropdown list.
- A list of ISDNs will appear below, choose your ISDN.
- You will need to enter your registration code in the box on the right hand side. Email the SSNAP helpdesk ([ssnap@kcl.ac.uk](mailto:ssnap@kcl.ac.uk)) to request the registration code for your ISDN.



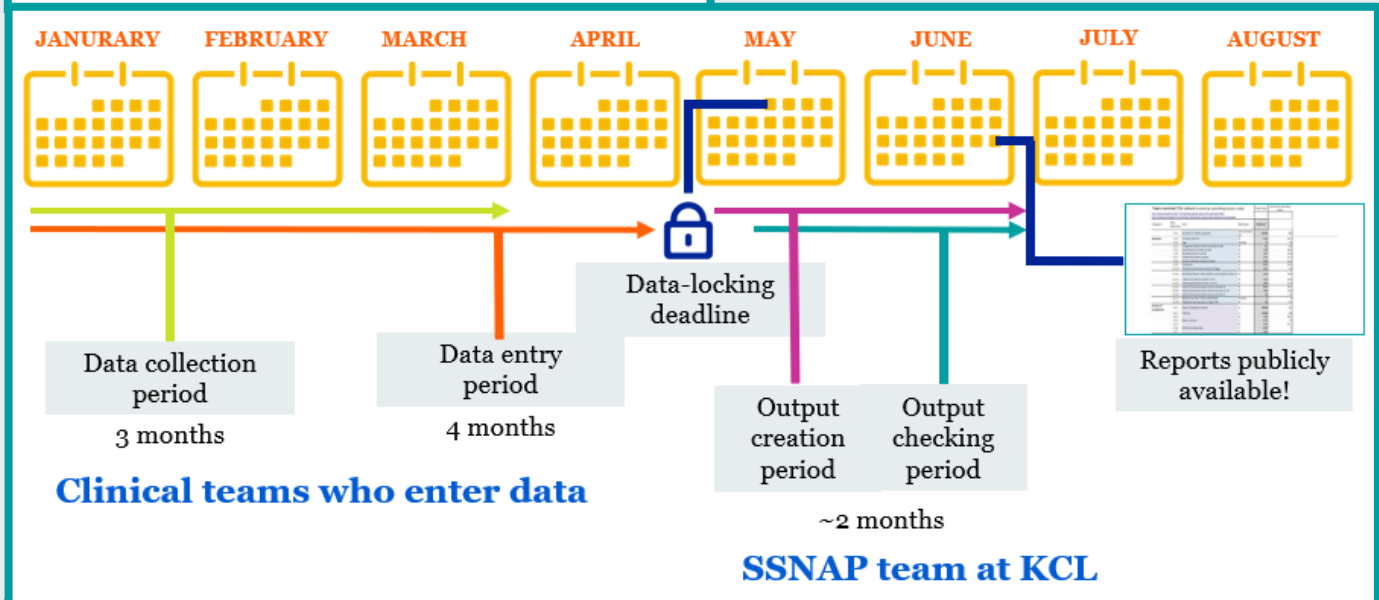
4

- Enter your details & click 'Register'



# Understanding the SSNAP reporting timeline

## Example reporting timeline:

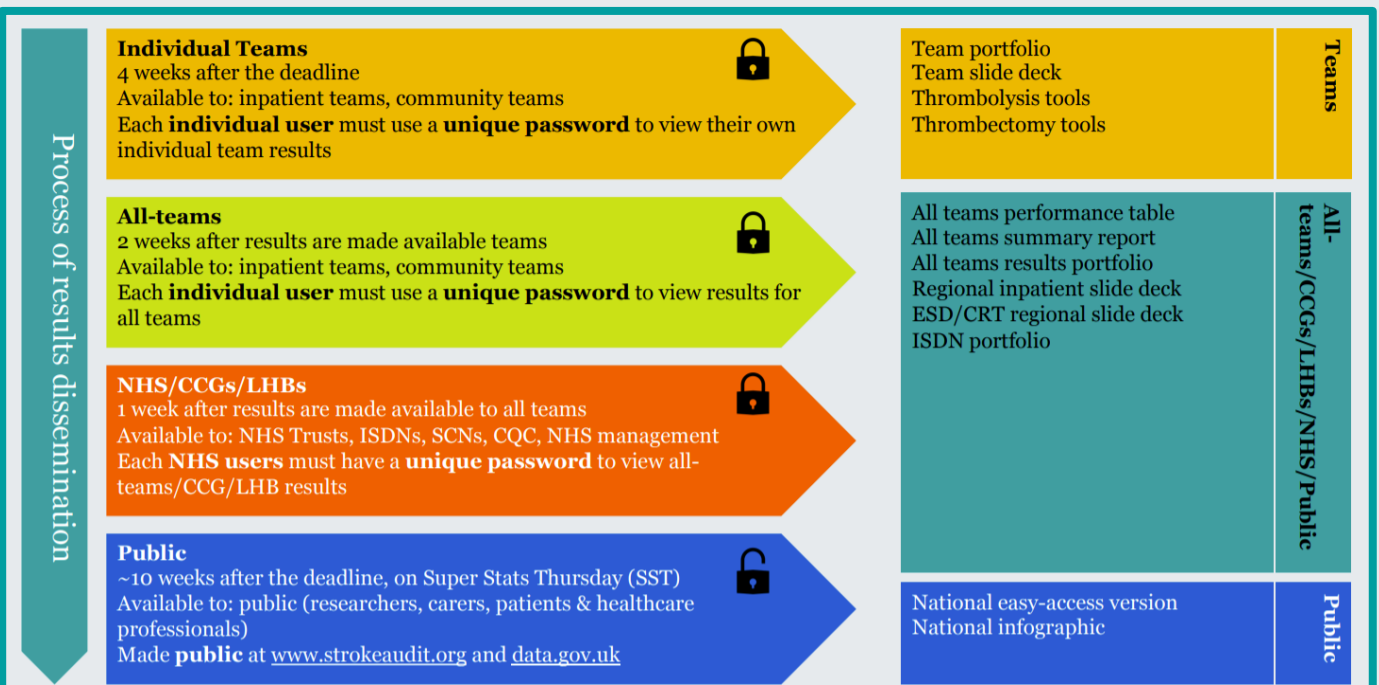


## SSNAP reporting process summary:

- Clinical teams collect data for each quarter (3 month period)
- Clinical teams have 4 months to collect data for a given quarter.
- To submit data to SSNAP for analysis teams must lock records by the data-locking deadline.
- After the data locking deadline, the SSNAP analysis team export the data and create SSNAP outputs and reports.

[Click here](#) for upcoming data collection and reporting timelines.

# Who can see what results and when?



Important: SSNAP reporting outputs **SHOULD NOT** be shared outside the NHS until they have been made publicly available. Before being made public, reports can be shared with any appropriate stakeholders such as NHS Area Teams, CSUs and CCGs.

# Which results can ISDN users access?

## QUARTERLY

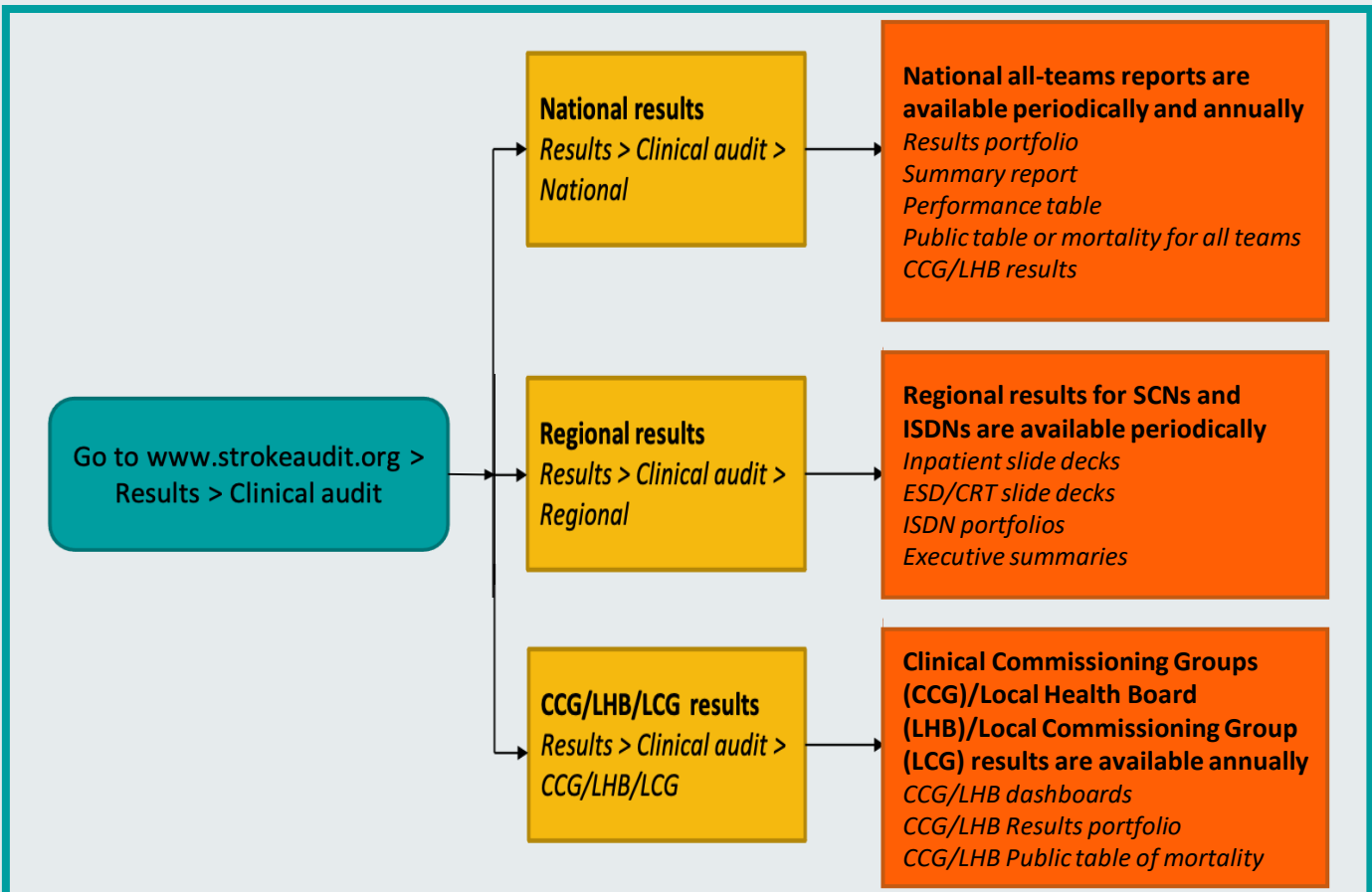
Team-level	Regional	National
Inpatient slideshows ❌ Inpatient portfolios Thrombolysis breakdown Thrombectomy breakdown  <b>Every 6 months:</b> ESD/CRT slideshows ESD/CRT/6-month portfolios	<b>ISDN Portfolios</b> ✅ SCN inpatient slideshows  <b>Every 6 months:</b> SCN ESD/CRT slideshows	Results portfolio ✅ Summary Report Performance Table National EAV Summary Infographic

## ANNUAL

CCG-level	National
CCG/LHB Portfolio ✅ CCG/LHB Dashboards CCG and LHB public table of mortality	Annual Report ✅ Results Portfolio Outcome data for patients with AF Public Table of Mortality Thrombectomy report Comparisons of thrombolysis and thrombectomy

[Click here](#) for more information about each of the reports SSNAP produce.

# How to download clinical audit results



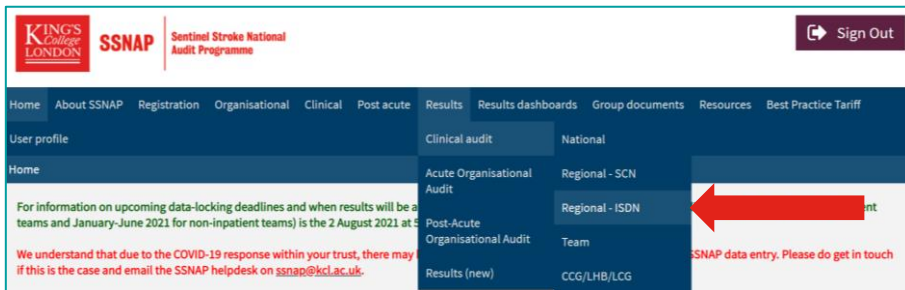
# How to download ISDN portfolios

ISDN results portfolios are Excel spreadsheets containing every data item reported by SSNAP as well as a transfer tree, technical guidance and details on case ascertainment and audit compliance for teams in your ISDN. The spreadsheet also includes a national-level and ISDN-level summary column.

ISDN portfolios are produced quarterly.

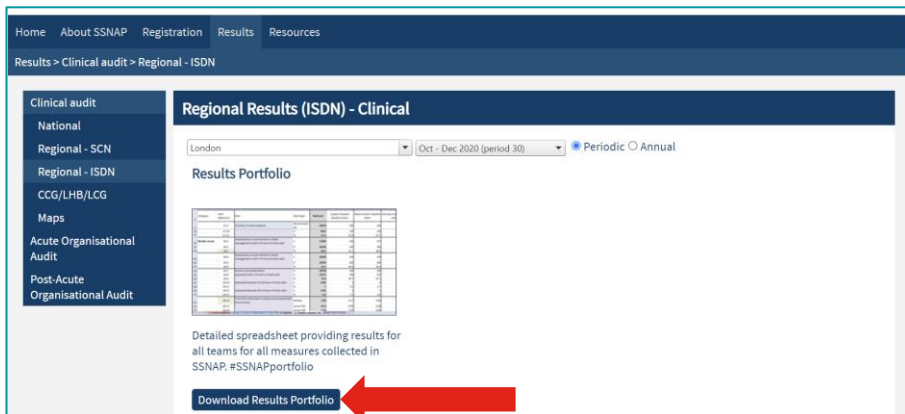
1

- Go to [www.strokeaudit.org](http://www.strokeaudit.org)
- Go to Results > Clinical audit > Regional – ISDN.



2

- Select your ISDN in the first drop-down box.
- Select the time period in the second drop-down box.
- Click download results portfolio.



# Understanding ISDN portfolios

## Which teams are included?

All teams in your ISDN that have received a named report for the quarter are included.

To get a report:

- Inpatient teams must enter and lock at least **20 records**, as well as achieve 75% case ascertainment in a reporting period.
- Community teams must discharge (or transfer) at least **20 records** in the period.
- To be included in the national annual report, this figure must be **10 records** in a financial year (April-March).

If there are any teams in your ISDN that are not currently participating in SSNAP but could be, [click here](#) for a sample email to send to community teams to encourage participation in SSNAP.

## What data is included?

The list of data points SSNAP collects can be found in the [SSNAP core dataset](#).

[Click here](#) for a list of the 10 standards of stroke care that SSNAP measure (the 10 SSNAP domains).

Information on how SSNAP calculate scores can be found in our [simplified technical guidance](#).

## Is any data not included?

Team-level ethnicity data is not reported at ISDN level, however, ethnicity data across the ISDN is reported in the ISDN summary column. Mortality data is not reported at ISDN-level. Scoring has not been made public during the COVID-19 period.

Thrombectomy results are not reported in ISDN-level reports. You can view thrombectomy results for thrombectomy-performing and –referring centres in your ISDN on the SSNAP thrombectomy dashboard. To view the dashboard, go to [www.strokeaudit.org](http://www.strokeaudit.org) > Results Dashboards > Annual Thrombectomy numbers.

If there is too little data for analysis, data points will be replaced with ‘.’ in the portfolio. If there were too few patients for a given measure data will be suppressed (replaced with ‘S’ in the portfolio).

## Portfolio glossary

[Click here](#) for a glossary of key SSNAP terminology.



# Useful SSNAP resources

The [SSNAP help area](#) has lots of useful resources, FAQs, and audit information.

If you can't find an answer to your question in the help area, please email the SSNAP helpdesk: [ssnap@kcl.ac.uk](mailto:ssnap@kcl.ac.uk).

## Other useful links

- [SSNAP QI area](#) (with case studies).
- [SSNAP webinars](#) (recordings, slides, Q&A transcripts).
- [SSNAP Twitter](#)
- [SSNAP Clinical audit information](#) (data collection deadlines, methodology).
- [SSNAP monthly newsletters](#) (published last Tuesday of each month).